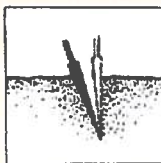



How to Plant a Tree Seedling




1. Insert digging spade or shovel at angle shown and push forward to upright position.



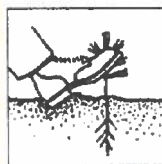
2. Place seedling in hole so that the root collar is slightly below soil level. Make sure root is straight.




3. Insert digging spade or shovel two inches from seedling, then pull back to pack the soil around roots.



4. Push handle toward the seedling to finish packing soil at top of roots. Make sure there are no air pockets.



5. Fill second hole by pressing with heel.



6. Pack soil gently around seedling with foot.

7. Water every 7-10 days. Protect seedling from animals. Watch for pests, diseases, and poor nutrition.

Image: Frederick Co., MD Forest Conservancy District Board

The Lakes Commission
1224 Washington Ave., Ste. 101
Sandpoint, ID 83864
(208) 263-5310